



District Report Card: 2017


State: Odisha	District: Sundergarh
Class: 5	Subject: Language
Schools: 61	Students: 1079


Participation/Coverage


Students

<div>GENDER</div> <div></div>	Boys				Girls			
	Number		%		Number		%	
	483		44.76		596		55.24	

<div>AREA</div> <div></div>	Rural				Urban			
	Number		%		Number		%	
	927		85.91		152		14.09	

<div>CATEGORY</div> <div></div>	SC		ST		OBC		GEN	
	Number	%	Number	%	Number	%	Number	%
	136	12.60	715	66.27	139	12.88	89	8.25

<div>CWSN</div> <div></div>	LD	VI	HI	S&LD	ID	Oth
	0	2	0	1	1	2

<div>Management</div> <div></div>	Government			Government-aided		
	Number		%	Number		%
	963		89.25	116		10.75

Average Performance of Students in Language (%)

Overall	Gender		Area		Management		Social Group			
	Male	Female	Rural	Urban	Govt.	Aided	SC	ST	OBC	GEN
45.28	43.92	46.38	45.94	41.23	44.78	49.43	48.28	44.10	47.48	46.67

Performance on Learning Outcomes (LOs)

Learning Outcomes	Description	Average Performance(%)
L504	Reads and comprehends independently storybooks, news items/ headlines, advertisements etc.	42.41
L508	Reads text with comprehension, locates details and sequence of events	46.71

Range of Performance of Students who Answered Correctly							
Below 30%		30% - 50%		50% - 75%		Above 75%	
Number	%	Number	%	Number	%	Number	%
283	26.23	384	35.59	325	30.12	87	8.06

Lowest Performing Learning Outcomes (LOs)

- 1 - Reads and comprehends independently storybooks, news items/ headlines, advertisements etc. (42.41)
- 2 - Reads text with comprehension, locates details and sequence of events (46.71)